


# 55TR



Concrete solutions. Always.

**Engine V2403-CR-T**

**Engine power 42,6 kW - 57,9 HP**

**Operating weight 5.250 kg**

 **EUROCOMACH®**

# 55TR

Operating weight (with rubber tracks)	kg	5.250
Travelling speed (AUTO TWO SPEED)	km/h	1a: 0 ÷ 2,6 / 2a: 0 ÷ 4,5
Slew speed	rpm	10,5

## ENGINE

Type	KUBOTA V2403-CR-T - STAGE 5	
Max Power (2.200 rpm)	kW - HP	42,6 - 57,9
Displacement	cc	2.434
Number of cylinders	n°	4
Cooling	water	
Consumption	lt/h	6,9
Alternator	V (A)	12 (60)
Battery	V (Ah)	12 (95)

## HYDRAULIC SYSTEM

Circuit Type	load sensing closed center system with flow sharing control valve	
Pump type	1 LS ELECTRONIC variable pump + 1 gear pump	
Pump displacement	cc	65 + 14
Pump capacity	lt/min	143 + 24
Max. circuit calibration pressure	bar	280
Auxiliary Flow (max pressure):	lt/min (bar)	
AUX 1 main high flow simple or double effect		70 (200)
AUX 2 double effect (optional)		40-30 (280)

## PERFORMANCES

Max digging depth with standard arm (optional arm)	mm	3.490 (3.740)
Max dumping height with cab and standard arm (optional arm)	mm	5.030 (5.270)
Bucket breaking force (standard arm) ISO 6015	daN	4.300
Arm breaking force (standard arm) ISO 6015	daN	2.350
Traction force	daN	5.420
Ground bearing pressure with rubber tracks	kg/cm <sup>2</sup>	0,31
Max slope	60% - 30°	

## DIMENSIONS

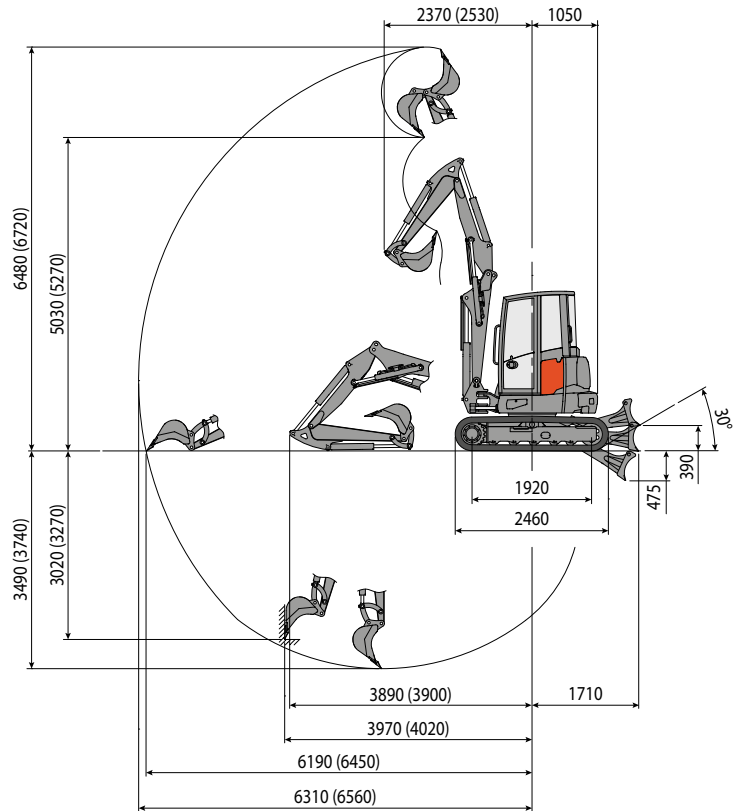
Maximum width	mm	1.900
Total height	mm	2.570
Rear rotation radius	mm	1.050
Digging arm length std (optional)	mm	1.500 (1.750)
Tracks width	mm	400
Rollers number (for each side)	n°	5/1

## FILLINGS

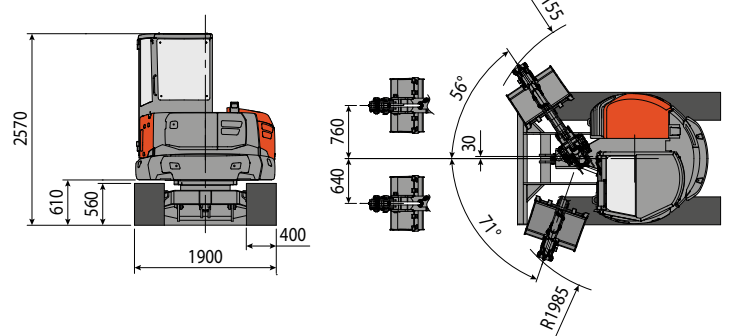
Fuel tank	lt	75
Hydraulic oil tank	lt	65
Hydraulic circuit capacity	lt	85
Cooling system capacity	lt	11
Engine oil	lt	9,5

## CONTROLS

Boom, dipper stick, bucket and turret swing	2 pilot joysticks
Tracks movement (included counter rotation)	2 pilot levers
Dozer blade	pilot lever
Auxiliary circuit (simple or double effect)	electroproportional switch on right joystick
Boom swing	electroproportional switch on left joystick



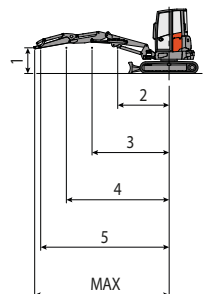
Standard dipper stick L=1.500  
(Optional dipper stick L=1.750)



## LIFTING CAPACITY

Opening arm from the rotation's center (m)  
Lifting capacity (kg) at 1.0 m height

	2	3	4	5	MAX
Frontal and lowered dozer blade	2.690	1.340	1.080	990	840
Frontal and lifted dozer blade	2.690	1.340	1.040	710	590
Lateral	2.070	1.140	740	500	410



The lifting capacity is based on the ISO 10567 and it does not exceed more than the 75% of static tipping load or more than the 87% of the hydraulic lifting capacity of the machine.

 **EUROCOMACH**